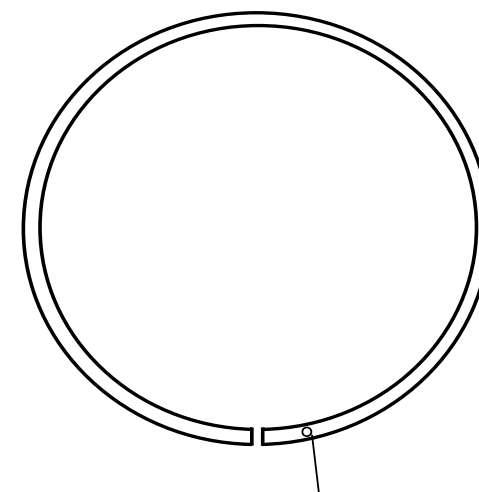
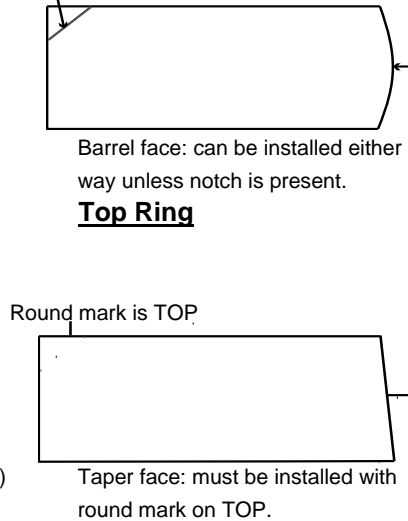
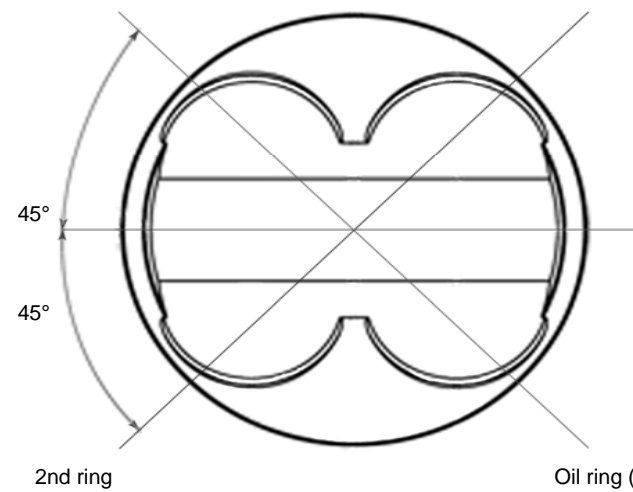




MITSUBISHI														
PA2689	PR7317	Mitsubishi 4G63 EVO	85.00	8.8:1	88.0	1.18 x 3.10	0.40-.51 (.016-.020")	Silver / B / S	1.18 x 3.66	0.50-.63 (.020-.025")	Black / T / D	2.00 x 2.30	0.20-.70 (.008-.028")	Silver / B / C
PA2689+100	20002246	Mitsubishi 4G63 EVO	86.00	8.8:1	88.0	1.20 x 2.70	0.40-.51 (.016-.020")	Silver / B / S	1.20 x 3.40	0.50-.63 (.020-.025")	Black / T / D	2.00 x 2.50	0.20-.70 (.008-.028")	Silver / B / C
20000228	20002246	Mitsubishi 4G63 EVO	86.00	8.8:1	94.0	1.20 x 2.70	0.40-.51 (.016-.020")	Silver / B / S	1.20 x 3.40	0.50-.63 (.020-.025")	Black / T / D	2.00 x 2.50	0.20-.70 (.008-.028")	Silver / B / C
20000243	20002246	Mitsubishi 4G63 EVO	86.00	8.8:1	88.0	1.20 x 2.70	0.40-.51 (.016-.020")	Silver / B / S	1.20 x 3.40	0.50-.63 (.020-.025")	Black / T / D	2.00 x 2.50	0.20-.70 (.008-.028")	Silver / B / C
20000832	PR7317	Mitsubishi 4G63 EVO SPK	85.00	8.8:1	88.0	1.18 x 3.10	0.40-.51 (.016-.020")	Silver / B / S	1.18 x 3.66	0.50-.63 (.020-.025")	Black / T / D	2.00 x 2.30	0.20-.70 (.008-.028")	Silver / B / C
20000834	20002246	Mitsubishi 4G63 EVO SPK	86.00	8.8:1	88.0	1.20 x 2.70	0.40-.51 (.016-.020")	Silver / B / S	1.20 x 3.40	0.50-.63 (.020-.025")	Black / T / D	2.00 x 2.50	0.20-.70 (.008-.028")	Silver / B / C
20000971	20002246	Mitsubishi 4G63 EVO SPK	86.00	8.8:1	94.0	1.20 x 2.70	0.40-.51 (.016-.020")	Silver / B / S	1.20 x 3.40	0.50-.63 (.020-.025")	Black / T / D	2.00 x 2.50	0.20-.70 (.008-.028")	Silver / B / C
20003688	PR7317	Mitsubishi 4G63 EVO Engine Kit	85.00	8.8:1	88.0	1.18 x 3.10	0.40-.51 (.016-.020")	Silver / B / S	1.18 x 3.66	0.50-.63 (.020-.025")	Black / T / D	2.00 x 2.30	0.20-.70 (.008-.028")	Silver / B / C
20003690	20002246	Mitsubishi 4G63 EVO Engine Kit	86.00	8.8:1	88.0	1.20 x 2.70	0.40-.51 (.016-.020")	Silver / B / S	1.20 x 3.40	0.50-.63 (.020-.025")	Black / T / D	2.00 x 2.50	0.20-.70 (.008-.028")	Silver / B / C
20003693	20002246	Mitsubishi 4G63 EVO Engine Kit	86.00	8.8:1	94.0	1.20 x 2.70	0.40-.51 (.016-.020")	Silver / B / S	1.20 x 3.40	0.50-.63 (.020-.025")	Black / T / D	2.00 x 2.50	0.20-.70 (.008-.028")	Silver / B / C
20004488	20002246	Mitsubishi 4B11T EVO SPK	86.00	9.0:1	86.0	1.20 x 2.70	0.40-.51 (.016-.020")	Silver / B / S	1.20 x 3.40	0.50-.63 (.020-.025")	Black / T / D	2.00 x 2.50	0.20-.70 (.008-.028")	Silver / B / C
20004675	20005705	Mitsubishi 4B11T EVO SPK	86.50	9.0:1	86.0	1.20 x 2.70	0.40-.51 (.016-.020")	Silver / B / S	1.20 x 3.40	0.50-.63 (.020-.025")	Black / T / D	2.00 x 2.50	0.20-.70 (.008-.028")	Silver / B / C
20004676	20005706	Mitsubishi 4B11T EVO SPK	87.00	9.0:1	86.0	1.20 x 2.70	0.40-.51 (.016-.020")	Silver / B / S	1.20 x 3.40	0.50-.63 (.020-.025")	Black / T / D	2.00 x 2.50	0.20-.70 (.008-.028")	Silver / B / C
20005129	20002246	Mitsubishi 4B11T EVO Engine Kit	86.00	9.0:1	86.0	1.20 x 2.70	0.40-.51 (.016-.020")	Silver / B / S	1.20 x 3.40	0.50-.63 (.020-.025")	Black / T / D	2.00 x 2.50	0.20-.70 (.008-.028")	Silver / B / C
20005130	20005705	Mitsubishi 4B11T EVO Engine Kit	86.50	9.0:1	86.0	1.20 x 2.70	0.40-.51 (.016-.020")	Silver / B / S	1.20 x 3.40	0.50-.63 (.020-.025")	Black / T / D	2.00 x 2.50	0.20-.70 (.008-.028")	Silver / B / C
20005131	20005706	Mitsubishi 4B11T EVO Engine Kit	87.00	9.0:1	86.0	1.20 x 2.70	0.40-.51 (.016-.020")	Silver / B / S	1.20 x 3.40	0.50-.63 (.020-.025")	Black / T / D	2.00 x 2.50	0.20-.70 (.008-.028")	Silver / B / C
20005783	20002246	Mitsubishi 4B11T EVO SPK	86.00	9.0:1	94.0	1.20 x 2.70	0.40-.51 (.016-.020")	Silver / B / S	1.20 x 3.40	0.50-.63 (.020-.025")	Black / T / D	2.00 x 2.50	0.20-.70 (.008-.028")	Silver / B / C
20005784	20005705	Mitsubishi 4B11T EVO SPK	86.50	9.0:1	94.0	1.20 x 2.70	0.40-.51 (.016-.020")	Silver / B / S	1.20 x 3.40	0.50-.63 (.020-.025")	Black / T / D	2.00 x 2.50	0.20-.70 (.008-.028")	Silver / B / C
20005785	20005706	Mitsubishi 4B11T EVO SPK	87.00	9.0:1	94.0	1.20 x 2.70	0.40-.51 (.016-.020")	Silver / B / S	1.20 x 3.40	0.50-.63 (.020-.025")	Black / T / D	2.00 x 2.50	0.20-.70 (.008-.028")	Silver / B / C
20005856	20002246	Mitsubishi 4B11T EVO Engine Kit	86.00	9.0:1	94.0	1.20 x 2.70	0.40-.51 (.016-.020")	Silver / B / S	1.20 x 3.40	0.50-.63 (.020-.025")	Black / T / D	2.00 x 2.50	0.20-.70 (.008-.028")	Silver / B / C
20005859	20005705	Mitsubishi 4B11T EVO Engine Kit	86.50	9.0:1	94.0	1.20 x 2.70	0.40-.51 (.016-.020")	Silver / B / S	1.20 x 3.40	0.50-.63 (.020-.025")	Black / T / D	2.00 x 2.50	0.20-.70 (.008-.028")	Silver / B / C
20005860	20005706	Mitsubishi 4B11T EVO Engine Kit	87.00	9.0:1	94.0	1.20 x 2.70	0.40-.51 (.016-.020")	Silver / B / S	1.20 x 3.40	0.50-.63 (.020-.025")	Black / T / D	2.00 x 2.50	0.20-.70 (.008-.028")	Silver / B / C
20009273	20002246	Mitsubishi 4B11T EVO SPK	86.00	10.0:1	94.0	1.20 x 2.70	0.40-.51 (.016-.020")	Silver / B / S	1.20 x 3.40	0.50-.63 (.020-.025")	Black / T / D	2.00 x 2.50	0.20-.70 (.008-.028")	Silver / B / C
20009274	20005705	Mitsubishi 4B11T EVO SPK	86.50	10.0:1	94.0	1.20 x 2.70	0.40-.51 (.016-.020")	Silver / B / S	1.20 x 3.40	0.50-.63 (.020-.025")	Black / T / D	2.00 x 2.50	0.20-.70 (.008-.028")	Silver / B / C
20009275	20005706	Mitsubishi 4B11T EVO SPK	87.00	10.0:1	94.0	1.20 x 2.70	0.40-.51 (.016-.020")	Silver / B / S	1.20 x 3.40	0.50-.63 (.020-.025")	Black / T / D	2.00 x 2.50	0.20-.70 (.008-.028")	Silver / B / C
20009276	20002246	Mitsubishi 4B11T EVO Engine Kit	86.00	10.0:1	94.0	1.20 x 2.70	0.40-.51 (.016-.020")	Silver / B / S	1.20 x 3.40	0.50-.63 (.020-.025")	Black / T / D	2.00 x 2.50	0.20-.70 (.008-.028")	Silver / B / C
20009277	20005705	Mitsubishi 4B11T EVO Engine Kit	86.50	10.0:1	94.0	1.20 x 2.70	0.40-.51 (.016-.020")	Silver / B / S	1.20 x 3.40	0.50-.63 (.020-.025")	Black / T / D	2.00 x 2.50	0.20-.70 (.008-.028")	Silver / B / C
20009278	20005706	Mitsubishi 4B11T EVO Engine Kit	87.00	10.0:1	94.0	1.20 x 2.70	0.40-.51 (.016-.020")	Silver / B / S	1.20 x 3.40	0.50-.63 (.020-.025")	Black / T / D	2.00 x 2.50	0.20-.70 (.008-.028")	Silver / B / C
HONDA														
20005799	20002246	Honda K20A ALL SPK	86.00	12.0:1	86.0	1.20 x 2.70	0.40-.51 (.016-.020")	Silver / B / S	1.20 x 3.40	0.50-.63 (.020-.025")	Black / T / D	2.00 x 2.50	0.20-.70 (.008-.028")	Silver / B / C
20005800	20005705	Honda K20A ALL SPK	86.25	12.0:1	86.0	1.20 x 2.70	0.40-.51 (.016-.020")	Silver / B / S	1.20 x 3.40	0.50-.63 (.020-.025")	Black / T / D	2.00 x 2.50	0.20-.70 (.008-.028")	Silver / B / C
20005801	20005706	Honda K20A ALL SPK	86.50	12.0:1	86.0	1.20 x 2.70	0.40-.51 (.016-.020")	Silver / B / S	1.20 x 3.40	0.50-.63 (.020-.025")	Black / T / D	2.00 x 2.50	0.20-.70 (.008-.028")	Silver / B / C
20005865	20002246	Honda K20A ALL Engine Kit	86.00	12.0:1	86.0	1.20 x 2.70	0.40-.51 (.016-.020")	Silver / B / S	1.20 x 3.40	0.50-.63 (.020-.025")	Black / T / D	2.00 x 2.50	0.20-.70 (.008-.028")	Silver / B / C
20005866	20005705	Honda K20A ALL Engine Kit	86.25	12.0:1	86.0	1.20 x 2.70	0.40-.51 (.016-.020")	Silver / B / S	1.20 x 3.40	0.50-.63 (.020-.025")	Black / T / D	2.00 x 2.50	0.20-.70 (.008-.028")	Silver / B / C
20005867	20005706	Honda K20A ALL Engine Kit	86.50	12.0:1	86.0	1.20 x 2.70	0.40-.51 (.016-.020")	Silver / B / S	1.20 x 3.40	0.50-.63 (.020-.025")	Black / T / D	2.00 x 2.50	0.20-.70 (.008-.028")	Silver / B / C
MAZDA/FORD														
KK3467	KK3468	Mazda/Ford MZR 2.3	87.50	12:1	94.0	0.990 x 3.2	0.25-.51 (.010-.020")	Silver / B / S	1.18 x 3.30	0.50-.63 (.020-.025")	Black / T / D	2.415 x 2.50	0.15-.40 (.006-.016")	Silver / B / C
KK3699	KK3468	Mazda/Ford MZR 2.0	87.50	12:1	83.1	0.990 x 3.2	0.25-.51 (.010-.020")	Silver / B / S	1.18 x 3.30	0.50-.63 (.020-.025")	Black / T / D	2.415 x 2.50	0.15-.40 (.006-.016")	Silver / B / C
KK3732	KK3468	Mazda/Ford MZR 2.0	87.50	14:1	83.1	0.990 x 3.2	0.25-.51 (.010-.020")	Silver / B / S	1.18 x 3.30	0.50-.63 (.020-.025")	Black / T / D	2.415 x 2.50	0.15-.40 (.006-.016")	Silver / B / C

Oil ring (lower)

Top ring & Oil ring (expander) TOP if notch is present



**Direction of ring gaps**

**2nd Ring**

**Round or "N" mark denotes top of piston ring**

- Ring end gaps should be determined by the engine builder. The tolerances listed on this sheet suggested gaps from Cosworth.
- The more severe the engine's use (e.g. high RPM and/or high boost), the larger the end gaps should be
- For piston to cylinder wall clearances, bore finish, and other critical information, refer to Cosworth information sheet for your particular piston.